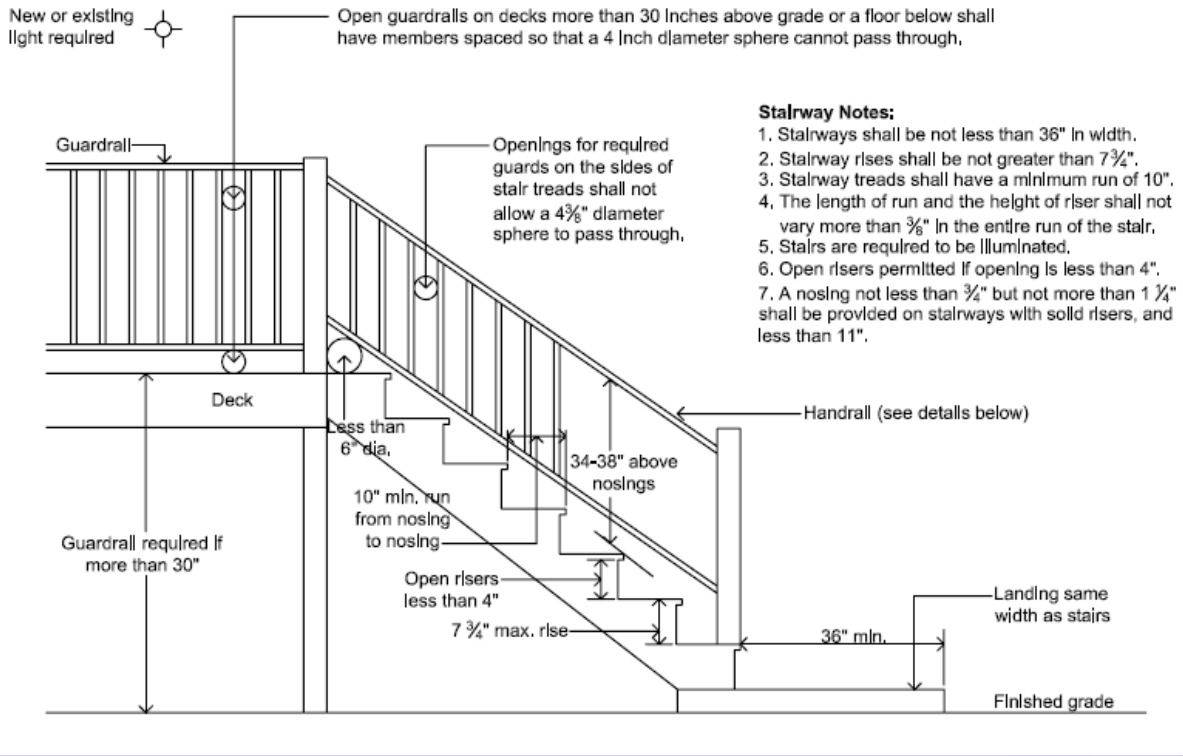
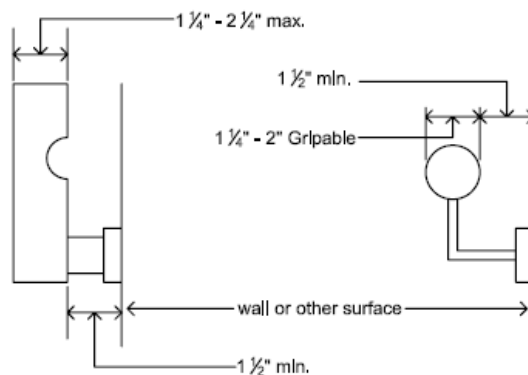


Single Family Residential Uncovered Decks and Porches

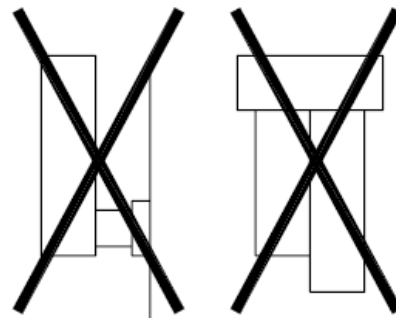
Stair & Handrail Specifications



Acceptable Handrail Details



Unacceptable Handrail Details



Single Family Residential Uncovered Decks and Porches

Joist Span in Feet	JOIST SIZE			
	2 x 6	2 x 8	2 x 10	2 x 12
6'	24"			
7'	24"	24"		
8'	16"	24"		
9'	16"	24"		
10'	12"	24"		
11'		16"	24"	
12'		16"	24"	
13'		12"	24"	
14'			16"	24"
15'			16"	24"
16'			12"	16"

Joist	BEAM SPAN IN FEET			
	6"	8"	10"	12"
8'	2 - 2x6	2 - 2x8	2 - 2x10	2 - 2x12
9'	2 - 2x6	2 - 2x8	2 - 2x10	2 - 2x12
10'	2 - 2x6	2 - 2x8	2 - 2x10	2 - 2x12
11'	2 - 2x6	2 - 2x8	2 - 2x10	2 - 2x12
12'	2 - 2x8	2 - 2x10	2 - 2x12	2 - 2x12
13'	2 - 2x8	2 - 2x10	2 - 2x12	2 - 2x12
14'	2 - 2x8	2 - 2x10	2 - 2x12	2 - 2x12
15'	2 - 2x8	2 - 2x10	2 - 2x12	2 - 2x12
16'	2 - 2x8	2 - 2x10	2 - 2x12	2 - 2x12

The span charts are based on PT #2 HEM FIR or #2 CALIFORNIA REDWOOD.

If material used is different, please verify with the Building Division.

Sample Site Plan

