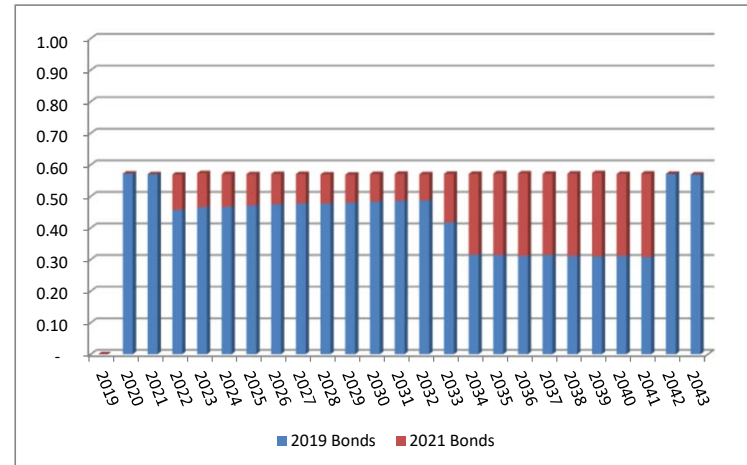


City of Fircrest: 2019 Election: \$9.88 million, 2021 Sale: \$3.12 million, 2043 final maturity

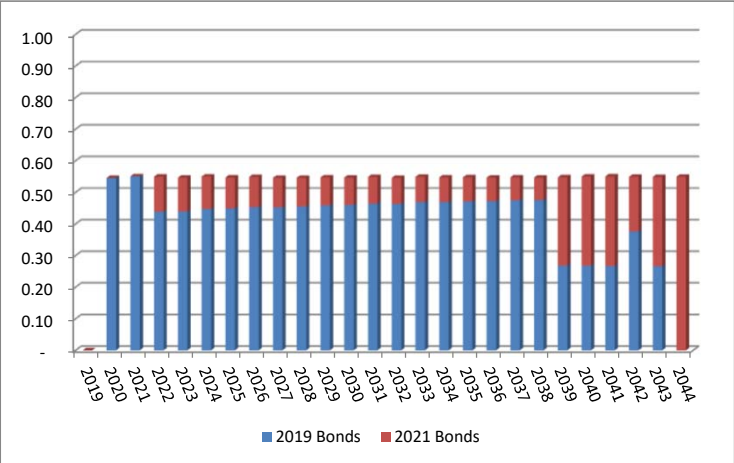
	AV*	2019 DS	2021 DS	Total DS	2019 Bonds	2021 Bonds	Total Rate
2019	905,643,718			-	-	-	-
2020	946,397,685	541,481.57		541,481.57	0.57	-	0.57
2021	988,985,581	563,956.26		563,956.26	0.57	-	0.57
2022	1,033,489,932	472,056.26	115,753	587,809.59	0.46	0.11	0.57
2023	1,079,996,979	502,706.26	116,400	619,106.26	0.47	0.11	0.57
2024	1,128,596,843	527,306.26	116,400	643,706.26	0.47	0.10	0.57
2025	1,179,383,701	556,006.26	116,400	672,406.26	0.47	0.10	0.57
2026	1,208,868,294	573,656.26	116,400	690,056.26	0.47	0.10	0.57
2027	1,239,090,001	590,556.26	116,400	706,956.26	0.48	0.09	0.57
2028	1,270,067,251	606,706.26	116,400	723,106.26	0.48	0.09	0.57
2029	1,301,818,932	623,906.26	116,400	740,306.26	0.48	0.09	0.57
2030	1,334,364,406	644,906.26	116,400	761,306.26	0.48	0.09	0.57
2031	1,367,723,516	664,506.26	116,400	780,906.26	0.49	0.09	0.57
2032	1,401,916,604	682,706.26	116,400	799,106.26	0.49	0.08	0.57
2033	1,436,964,519	599,506.26	221,400	820,906.26	0.42	0.15	0.57
2034	1,472,888,632	463,906.26	377,200	841,106.26	0.31	0.26	0.57
2035	1,509,710,848	473,106.26	391,600	864,706.26	0.31	0.26	0.57
2036	1,547,453,619	481,506.26	405,000	886,506.26	0.31	0.26	0.57
2037	1,586,139,959	499,106.26	407,400	906,506.26	0.31	0.26	0.57
2038	1,625,793,458	505,506.26	424,200	929,706.26	0.31	0.26	0.57
2039	1,666,438,295	516,106.26	439,800	955,906.26	0.31	0.26	0.57
2040	1,708,099,252	530,706.26	444,200	974,906.26	0.31	0.26	0.57
2041	1,750,801,733	538,587.50	462,800	1,001,387.50	0.31	0.26	0.57
2042	1,794,571,777	1,025,437.50		1,025,437.50	0.57	-	0.57
2043	1,839,436,071	1,046,456.26		1,046,456.26	0.57	-	0.57



* 4.5% AV Growth through 2025, then 2.50% thereafter

City of Fircrest: 2019 Election: \$9.88 million, 2021 Sale: \$3.12 million, 2044 final maturity

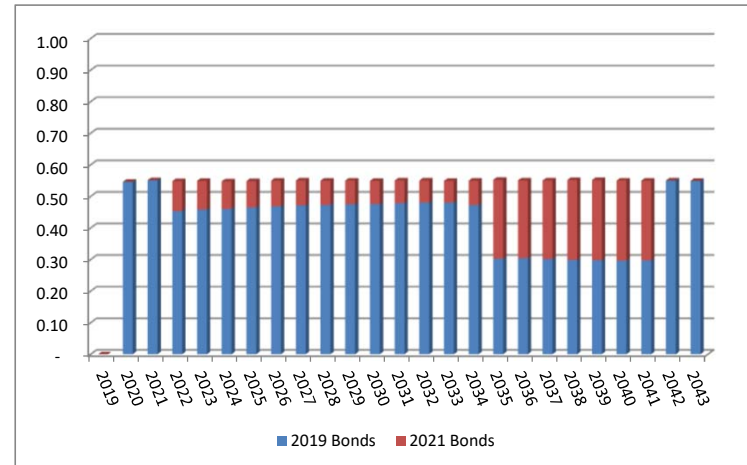
	AV*	2019 DS	2021 DS	Total DS	2019 Bonds	2021 Bonds	Total Rate
2019	905,643,718			-	-	-	-
2020	946,397,685	516,271.57		516,271.57	0.55	-	0.55
2021	988,985,581	544,506.26		544,506.26	0.55	-	0.55
2022	1,033,489,932	453,206.26	114,877	568,083.24	0.44	0.11	0.55
2023	1,079,996,979	474,456.26	115,519	589,975.02	0.44	0.11	0.55
2024	1,128,596,843	504,956.26	115,519	620,475.02	0.45	0.10	0.55
2025	1,179,383,701	529,406.26	115,519	644,925.02	0.45	0.10	0.55
2026	1,208,868,294	547,956.26	115,519	663,475.02	0.45	0.10	0.55
2027	1,239,090,001	560,756.26	115,519	676,275.02	0.45	0.09	0.55
2028	1,270,067,251	577,956.26	115,519	693,475.02	0.46	0.09	0.55
2029	1,301,818,932	596,556.26	115,519	712,075.02	0.46	0.09	0.55
2030	1,334,364,406	613,956.26	115,519	729,475.02	0.46	0.09	0.55
2031	1,367,723,516	635,156.26	115,519	750,675.02	0.46	0.08	0.55
2032	1,401,916,604	649,956.26	115,519	765,475.02	0.46	0.08	0.55
2033	1,436,964,519	673,556.26	115,519	789,075.02	0.47	0.08	0.55
2034	1,472,888,632	690,556.26	115,519	806,075.02	0.47	0.08	0.55
2035	1,509,710,848	711,156.26	115,519	826,675.02	0.47	0.08	0.55
2036	1,547,453,619	730,156.26	115,519	845,675.02	0.47	0.07	0.55
2037	1,586,139,959	752,556.26	115,519	868,075.02	0.47	0.07	0.55
2038	1,625,793,458	773,156.26	115,519	888,675.02	0.48	0.07	0.55
2039	1,666,438,295	446,956.26	465,519	912,475.02	0.27	0.28	0.55
2040	1,708,099,252	457,756.26	481,519	939,275.02	0.27	0.28	0.55
2041	1,750,801,733	467,081.26	496,319	963,400.02	0.27	0.28	0.55
2042	1,794,571,777	675,375.00	309,919	985,293.76	0.38	0.17	0.55
2043	1,839,436,071	489,387.50	520,019	1,009,406.26	0.27	0.28	0.55
2044	1,885,421,973	-	1,036,044	1,036,043.76	-	0.55	0.55



* 4.5% AV Growth through 2025, then 2.50% thereafter

City of Fircrest: 2019 Election: \$9.88 million, 2021 Sale: \$2.62 million, 2043 final maturity

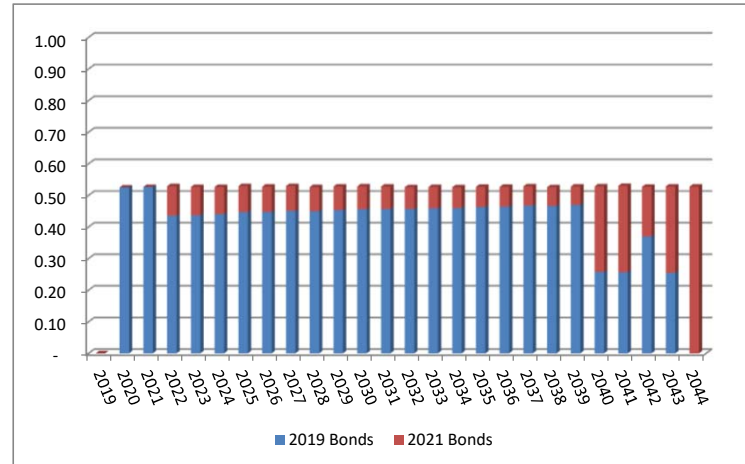
	AV*	2019 DS	2021 DS	Total DS	2019 Bonds	2021 Bonds	Total Rate
2019	905,643,718			-	-	-	-
2020	946,397,685	516,763.75		516,763.75	0.55	-	0.55
2021	988,985,581	544,975.00		544,975.00	0.55	-	0.55
2022	1,033,489,932	468,675.00	97,853	566,528.33	0.45	0.09	0.55
2023	1,079,996,979	494,475.00	98,400	592,875.00	0.46	0.09	0.55
2024	1,128,596,843	519,375.00	98,400	617,775.00	0.46	0.09	0.55
2025	1,179,383,701	548,375.00	98,400	646,775.00	0.46	0.08	0.55
2026	1,208,868,294	566,325.00	98,400	664,725.00	0.47	0.08	0.55
2027	1,239,090,001	583,525.00	98,400	681,925.00	0.47	0.08	0.55
2028	1,270,067,251	599,975.00	98,400	698,375.00	0.47	0.08	0.55
2029	1,301,818,932	617,575.00	98,400	715,975.00	0.47	0.08	0.55
2030	1,334,364,406	633,975.00	98,400	732,375.00	0.48	0.07	0.55
2031	1,367,723,516	654,175.00	98,400	752,575.00	0.48	0.07	0.55
2032	1,401,916,604	672,975.00	98,400	771,375.00	0.48	0.07	0.55
2033	1,436,964,519	690,375.00	98,400	788,775.00	0.48	0.07	0.55
2034	1,472,888,632	696,375.00	113,400	809,775.00	0.47	0.08	0.55
2035	1,509,710,848	456,375.00	377,800	834,175.00	0.30	0.25	0.55
2036	1,547,453,619	470,175.00	381,600	851,775.00	0.30	0.25	0.55
2037	1,586,139,959	477,975.00	394,800	872,775.00	0.30	0.25	0.55
2038	1,625,793,458	484,975.00	412,000	896,975.00	0.30	0.25	0.55
2039	1,666,438,295	496,175.00	423,000	919,175.00	0.30	0.25	0.55
2040	1,708,099,252	506,375.00	433,000	939,375.00	0.30	0.25	0.55
2041	1,750,801,733	520,081.26	442,000	962,081.26	0.30	0.25	0.55
2042	1,794,571,777	987,550.00		987,550.00	0.55	-	0.55
2043	1,839,436,071	1,010,012.50		1,010,012.50	0.55	-	0.55



* 4.5% AV Growth through 2025, then 2.50% thereafter

City of Fircrest: 2019 Election: \$9.88 million, 2021 Sale: \$2.62 million, 2044 Final maturity

	AV*	2019 DS	2021 DS	Total DS	2019 Bonds	2021 Bonds	Total Rate
2019	905,643,718			-	-	-	-
2020	946,397,685	496,875.32		496,875.32	0.53	-	0.53
2021	988,985,581	520,681.26		520,681.26	0.53	-	0.53
2022	1,033,489,932	450,131.26	96,480	546,611.02	0.44	0.09	0.53
2023	1,079,996,979	471,531.26	97,019	568,550.02	0.44	0.09	0.53
2024	1,128,596,843	497,181.26	97,019	594,200.02	0.44	0.09	0.53
2025	1,179,383,701	526,931.26	97,019	623,950.02	0.45	0.08	0.53
2026	1,208,868,294	540,631.26	97,019	637,650.02	0.45	0.08	0.53
2027	1,239,090,001	558,731.26	97,019	655,750.02	0.45	0.08	0.53
2028	1,270,067,251	571,081.26	97,019	668,100.02	0.45	0.08	0.53
2029	1,301,818,932	590,081.26	97,019	687,100.02	0.45	0.07	0.53
2030	1,334,364,406	607,881.26	97,019	704,900.02	0.46	0.07	0.53
2031	1,367,723,516	624,481.26	97,019	721,500.02	0.46	0.07	0.53
2032	1,401,916,604	639,881.26	97,019	736,900.02	0.46	0.07	0.53
2033	1,436,964,519	659,081.26	97,019	756,100.02	0.46	0.07	0.53
2034	1,472,888,632	676,881.26	97,019	773,900.02	0.46	0.07	0.53
2035	1,509,710,848	698,281.26	97,019	795,300.02	0.46	0.06	0.53
2036	1,547,453,619	718,081.26	97,019	815,100.02	0.46	0.06	0.53
2037	1,586,139,959	741,281.26	97,019	838,300.02	0.47	0.06	0.53
2038	1,625,793,458	757,681.26	97,019	854,700.02	0.47	0.06	0.53
2039	1,666,438,295	782,481.26	97,019	879,500.02	0.47	0.06	0.53
2040	1,708,099,252	440,281.26	462,019	902,300.02	0.26	0.27	0.53
2041	1,750,801,733	450,225.00	477,419	927,643.76	0.26	0.27	0.53
2042	1,794,571,777	664,137.50	281,619	945,756.26	0.37	0.16	0.53
2043	1,839,436,071	468,562.50	502,750	971,312.50	0.25	0.27	0.53
2044	1,885,421,973	-	994,394	994,393.76	-	0.53	0.53



* 4.5% AV Growth through 2025, then 2.50% thereafter